

G. P. Reeves Inc.

12764 Greenly Street Holland, MI 49424

Phone: 888.399.8893 Fax: 616.399.8867
 Web Site: <http://gpreeves.com>

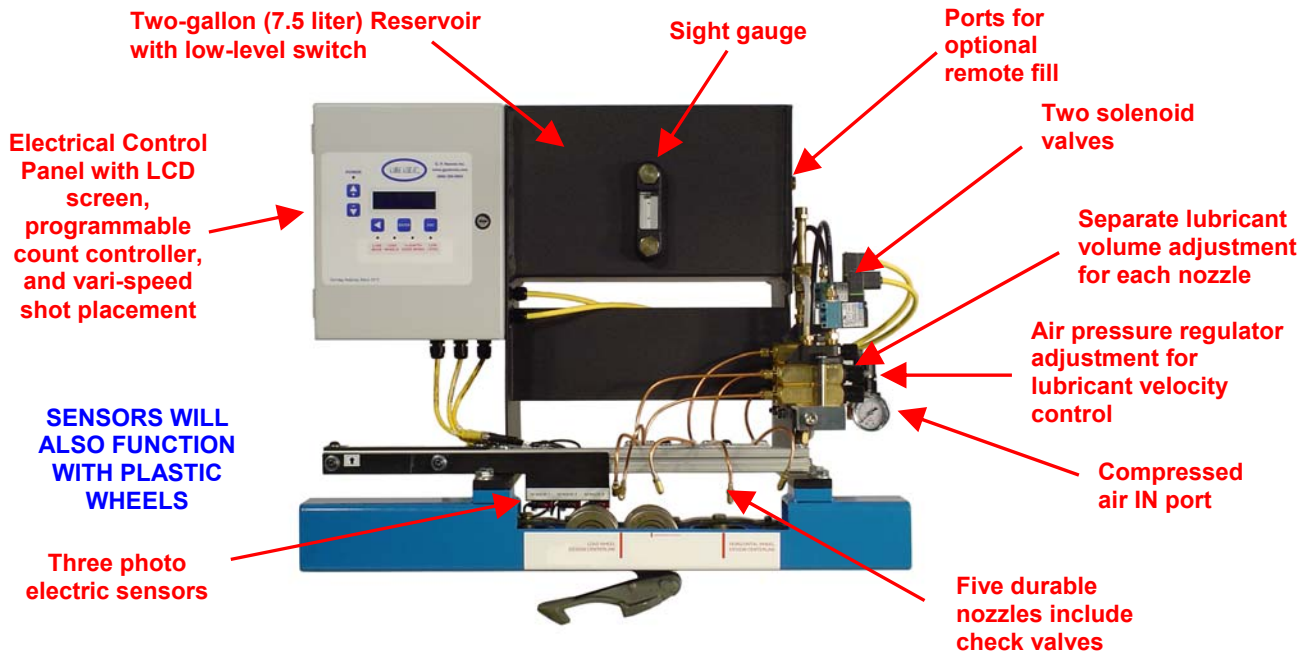
LUBE LOGIC®

SS6100 Conveyor Lubricator

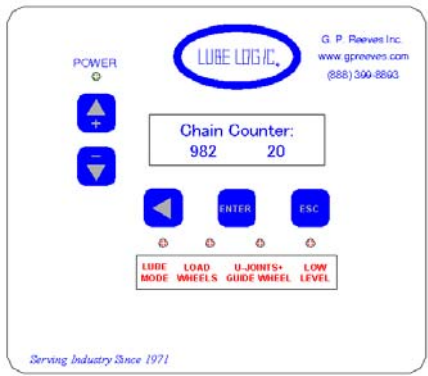
Lubricator for (8" pitch "square track" enclosed track) conveyors
 with plastic and steel wheels and randomly spaced 4-wheel trolleys

Self Contained (requires only lubricant, compressed air, and electricity)

- Reduces downtime and manual labor in lubricating conveyor
- Automatically squirts measured shots of lubricant into chain wheels and knuckles
- DOESN'T DRIP – has check valve at end of each nozzle
- Keeps conveyor from surging and product from swaying
- Uses ALL LUBRICANTS from "dry film" (ISO 2) through "synthetic oil" (ISO 100)
- Lubricant output volume for each nozzle is independently adjustable from .003 to .03 cc



CHAIN IS NOT INCLUDED

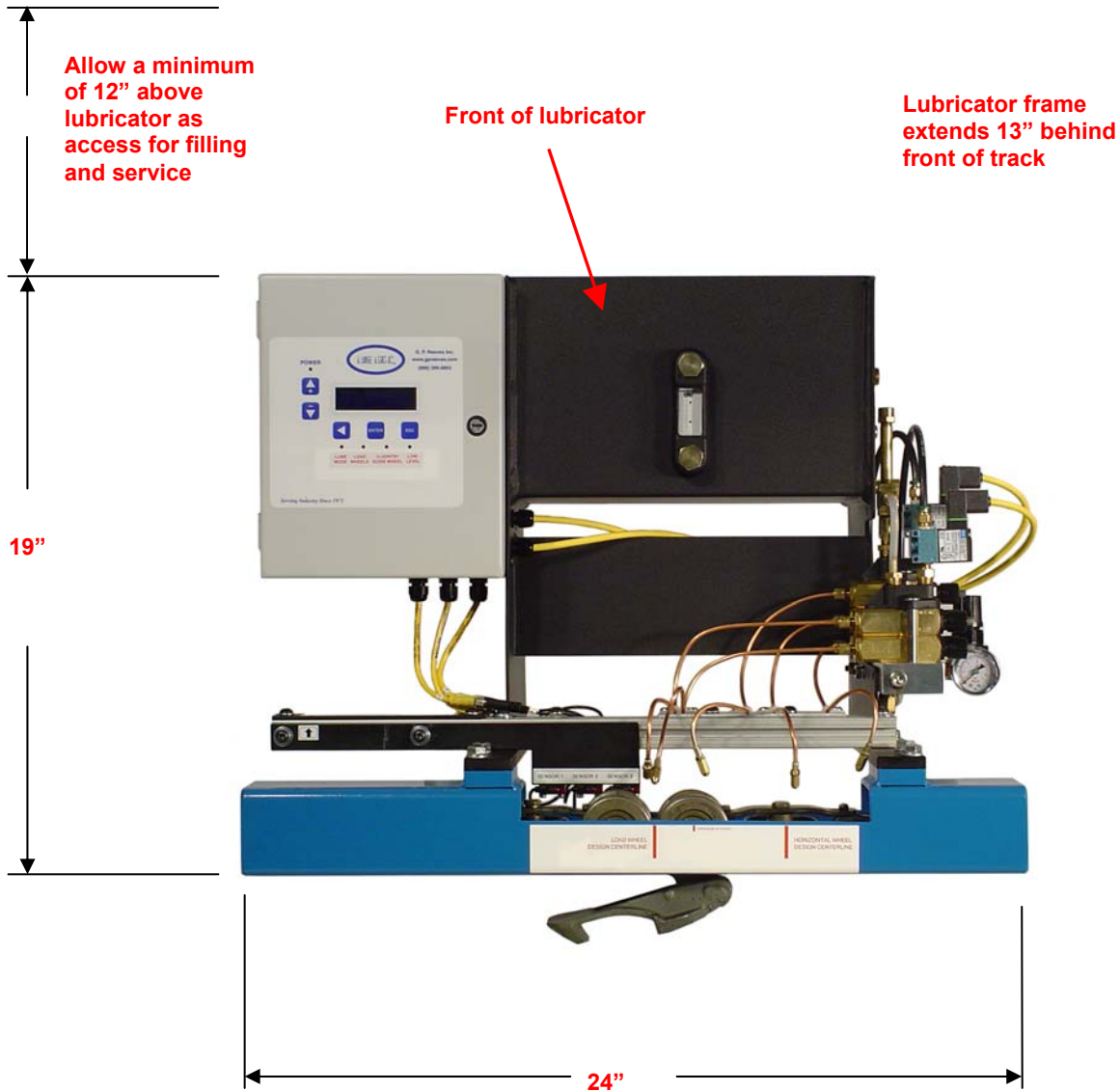


Sample program screen shows **POWER ON** and unit in **LUBE CYCLE** with all but 20 segments of a 982 segment long chain already lubricated

DESCRIPTION

Pneumatic shot lubricator for load wheels, guide rollers, universal joints, and four -wheels of random pusher trolleys of Allied, Rapid, and Unibilt enclosed track over channels type power and free overhead conveyor has two gallon steel reservoir, low level float switch, **LOW LEVEL** indicator light, and microprocessor with programmable count controller. Lubricant volume for each of the five lube points is adjustable from .003 cc minimum to .03 cc maximum per lube point per shot and lubricator is designed for all lubricants with viscosities from ISO 2 to ISO 100 (dry-film to SAE 30) that are compatible with Viton seals. Lubricator requires a minimum of 60 p.s.i. compressed air and 120/240 v.a.c. 50/60 Hz for operation and will be mounted on a 24" long power track section provided by customer and painted either blue or green. Notes: Lubricator doesn't lubricate free trolleys. Lubricator can be used with plastic and steel wheels. Lubricator will operate at conveyor speeds of up to 80 feet per minute and with travel in either direction.

SS6100 LUBRICATOR DIMENSIONS



The location of the lubricator on a conveyor used for paint finishing is critical. Accessibility to the "front" of the lubricator (control panel, display screen, dispenser adjustment knobs, pressure adjustment knob, nozzles, and photo sensors) is very important. This lubricator is capable of operating in either conveyor travel direction so it can be installed with its "front" accessible at any desired location on the conveyor. The unload-load area of the conveyor is an ideal location for lubricator installation because the conveyor is usually closer to working height and the chain may be cooler. If the lubricator is installed too close to the spray washer, some lubricants may not penetrate the wear points before the conveyor enters the washer where poorly functioning conveyor shrouds may allow the lubricant to be washed off. If possible, the lubricator should be installed where there are no parts hanging from the conveyor but this may not be necessary for conveyors with sanitary hooks because a pan can be installed directly under the lubricator.